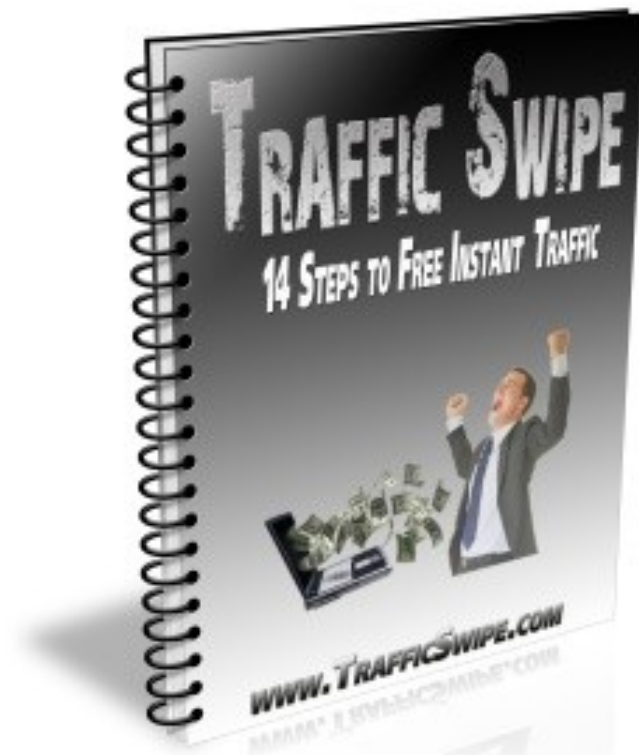


# TRAFFIC SWIPE

**14 STEPS TO INSTANT TRAFFIC GENERATION**

**LASER TARGETED TRAFFIC**



# The Resource Report

## Free \$97.00 Value

Get The Resource Report  
Absolutely Free with  
"No Strings Attached"



Get your **FREE** copy of The Resource Report.  
\$97 value.

[Click Here to Get It Now](#)

## Terms And Conditions

The information contained in this guide is for information purposes only, and may not apply to your situation. The author, publisher, distributor and provider provide no warranty about the content or accuracy of content enclosed. Information provided is subjective. Keep this in mind when reviewing this guide.

Neither the Publisher nor Author shall be liable for any loss of profit or any other commercial damages resulting from use of this guide. All links are for information purposes only and are not warranted for content, accuracy or any other implied or explicit purpose.

Visit [www.trafficswipe.com](http://www.trafficswipe.com) for more information.

## Give Away Rights

**You now have the right to give this REPORT away for FREE.**

You can not sell this report or change it in any way.

All the links contained within this report have been placed on one web-page for your ease of use...

Click on the link and bookmark the page to ensure you can find it easily when you want to use it again!

<http://www.TrafficSwipe.com/Bookmarks.html>

**THANK YOU for downloading Traffic Swipe**

## Table of Contents

Page 5 - Introduction

Page 6 - Method 1 – Surf For Traffic

Page 10 - Method 2 – Desktop Advertising

Page 11 - Method 3 – Article Submission

Page 13 - Method 4 – Advertising Sites

Page 15 - Method 5 – Blogging

Page 17 - Method 6 – Forums

Page 19 - Method 7 – JV (Joint Ventures)

Page 20 - Method 8 – Video Submission Sites

Page 22 - Method 9 – Online Communities – Social Networking

Page 24 - Method 10 – Directory Submission Sites

Page 25 - Method 11 – Give Away A FREE Report

Page 26 - Method 12 – Feedback And Testimonials

Page 27 - Method 13 – Photographs And Graphic Designs

Page 28 - Method 14 – Yahoo Answers

Page 29 - Bonus Method 15 – Twitter

Page 31 - Bonus Method 16 – Write A Press Release

Page 33 - RECOMMENDED RESOURCES

**Page 37 - SPECIAL BONUS OFFER Just For You**

**Page 38 - YOUR BONUS ITEMS – Download Them Now!**

## **14 Steps To Instant Traffic Generation**

### **Introduction**

I really did not want to write a report and fill it with a load of fluff, or a lengthy biography about how I discovered this secret that secret and how it has generated me an amazing amount of money... it wastes your time and wastes mine.

When I started out with affiliate marketing and list-building, I purchased thousands-of-dollars worth of, the so-called gurus', products and found that they wasted far too many pages on the author's life story. Although this can be interesting, when you're just starting out you really just want to jump straight to the point.

This is how Traffic Swipe: 14 Steps To Instant Traffic came about; I don't want you to struggle for years like I did when there are some real simple but amazingly productive FREE traffic generation techniques out there that you can get started on right away.

But before you get started, I want you to appreciate that I am no professional writer, you may find spelling mistakes and grammatical errors, that's okay! But what you will definitely find is a report that is packed with the only information you'll ever need to get you started on the road to success!

So let's cut to the chase, go straight to method one and start reading now!

## Method 1 – Surf For Traffic

I bet your wondering what-on-Earth I am talking about – surf for traffic.

It really is simple... you use the internet exactly how you would but earn traffic (ad) credits for each new advert displayed on your screen. Simply download the following browser toolbars and start surfing. When you've earned enough credits you can submit your own website URL for promotion or simply submit your affiliate URLs and promote them instead.

Find out more by visiting

[Instant Buzz](#)



[Free Traffic Bar](#)



I've found both work better with Mozilla Firefox so I recommend you download that browser; it is much safer and easier to use that Internet Explorer.

[Mozilla Firefox](#)



I use both toolbars at the same time and you'll earn ad credits for each new bar ad displayed in your browser. Once you have enough ad credits to display your own bar ad, simply create an ad and then auto assign credits to it so each time you earn credits your ad is automatically displayed for you.

Tip: Make your bar ad compelling enough that people want to click on it to find out more... this is what targeted traffic is all about!

### Traffic Exchanges

Traffic exchanges can be a great way of generating laser targeted leads because everyone who uses them are there for the same reason... to get traffic. Take a look at the following sites and they'll explain a bit more about what they do!

My favourites are:

[Hyper-Advertiser](#)

[Traffic Swarm](#)

**TRAFFICswarm** MORE CUSTOMERS NOW

[Viral URL](#)

[Acorn Ads](#)

[List Joe](#)



[Traffic Era](#)

And additional sites you can use are:

[List Hero](#)

[List Dot Com](#)

**List DOT com.**  
com

[The Traffic Secret](#)

[List Lotto](#)

[Triple Your List](#)

[The List Machine](#)

[The List Auction](#)

[EZ Traffic](#)

[Free Ad Depot](#)

[Super Text Ads](#)

[My Safelist Ads](#)

[Safelist Pro](#)

The following sites are manual surf sites...

[Hover Traffic](#)

[Traffic Splash](#)

[Lords Of Traffic](#)

[Tip Top Traffic](#)

[I Love Hits](#)

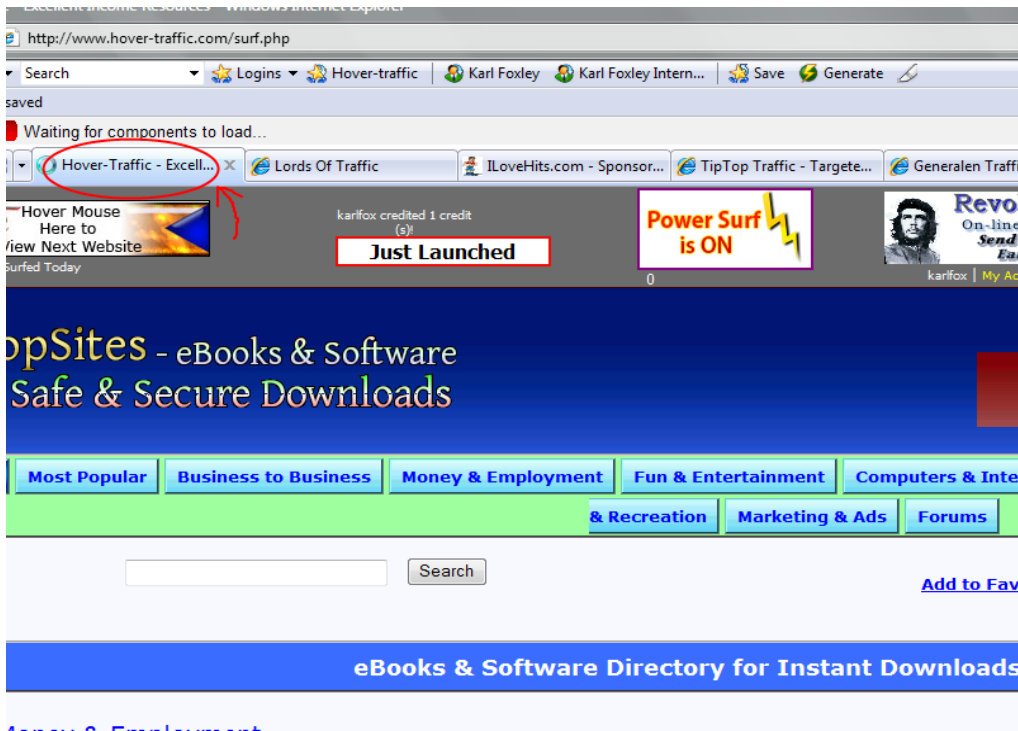
[Secret Agent Surf](#)

[Traffic Jamms](#)

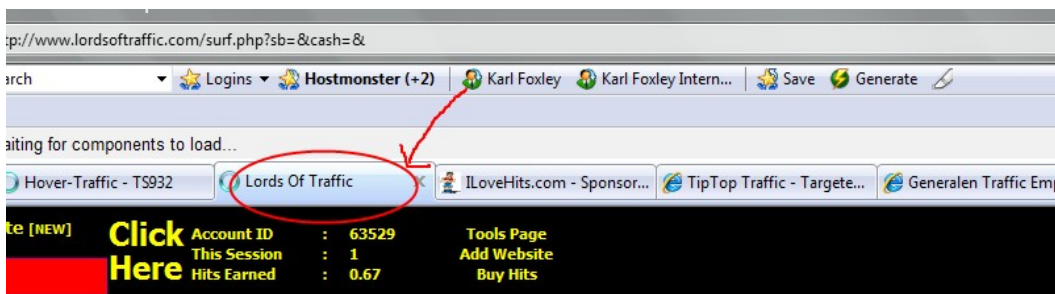
but I'm going to share with you my top tip for generating a mass of traffic from manual surfing. Most offer surf bonuses, such as, surf a hundred pages in one day and get a bonus amount of ad credits.

Sign-up to each of the sites above and then add them to your home-page tabs, and then as you click through one to display the next ad, click on your next home-page tab and do the same, and so-on and so-on. I set aside at least one hour a week just to do this and then I use my accumulated credits to post my ads. You'll end up with loads of targeted traffic from this method!

(images displayed on next page)



Tab 1 is open, click on what you are told to (in this case you hover your mouse over the rectangle in the top left corner)... and then click Tab 2...



And again, do what you are asked, click on the click here text in the top left corner and repeat... click Tab 3.. repeat for all six tabs and sites...

## Method 2 - Desktop Advertising

Now, you probably won't believe me but did you know that there is a way of advertising that generates better conversions than email advertising... yes, I'm telling you that there is a way of reaching your customers that is more powerful than email!!!

Don't believe me, have you heard of desktop advertising?

It's new and yes, it's powerful. Your customers / list simply download an application to their desktops and then when you send a message using the system a notification appears on their desktop quick-launch bar.

Now you can really target the traffic you get to your promotions and be assured that your conversions will be even greater than before!!!

To learn even more check out the link below...

[Desktop Lightning](#)



## Method 3 – Article Submission Sites

Method 3 is one of my favourite traffic generation techniques because it works so well. If you want to drive targeted traffic to your website or affiliate program you should write an article about it.

The best way to achieve results is to write one long article and then submit that to one article submission site. Then, edit it, chop paragraphs around and change a few words and add that to a different article submission site. You could even cut a few paragraphs and add a piece of text that says... 'to read the complete article visit ["www.YourWebsiteGoesHere.com"](http://www.YourWebsiteGoesHere.com)...'

The reason for slightly changing each submitted article is because Google dislikes duplicate content and will not index your submission into their search results if it finds too many pages with the same content.

Let me share with you the power of writing articles:

The following are the sites I personally use:

[Ezine Articles](#)



[Hub Pages](#)

[Article Marketer](#)



[Go Articles](#)



[Wet Paint](#)

[Article Dashboard](#)





[Article City](#)

[Easy Articles](#)

**easyarticles.com**

[Valuable Content](#)

[Associate Content](#)

You will start seeing masses of traffic if you post regularly on each site... I recommend posting at least one article a week for best results.

**WAIT!!!**

Here is my favourite **FREE** tool that I use to submit my articles to every major article directory around...



[Article Submitter](#)

## Method 4 – Advertising Sites

Writing Ads and submitting them to dedicated advertising sites is brilliant because the traffic you generate is purely targeted... whoever clicks on your ad and visits your website or affiliate site has done so because they were interested in what you were offering.

It is easier to turn someone who has actively clicked through to your site out of interest into a subscriber or buyer than it is to convert someone who happens to come across your page during a casual browse...

My favourite advertising sites are:

[US FREE Ads](#)



[Gumtree](#)



[Craigslist](#)

[My Free Adboard](#)



If you would like to have your very own advertising board site then why not sign-up for your very own My Free Adboard; click on the link below:

[I want my own My Free Adboard](#)

**STOP! Before you do anything with Craigslist check this out...**

# The Craigslist Blackhat System!



[Craigs Black Hat](#)

## Method 5 - Blogging

Blogging is a great source of traffic generation.

Register for an account with any blogging site and start writing regularly about your chosen area.

Post links to your websites or affiliate programs in your blog posts and you'll start seeing good quality traffic that is interested in what you are talking about.

I personally use Wordpress and Blogger but there are other good blogging sites around...

[Word Press](#)

[Blogger](#)

Your blog must be topical and interesting. Always ensure that you are delivering quality to your readers. Add incentives such as free reports on your given subject for your subscribers and always include links out to your website and affiliate programs.

Another cool tip is to leave comments on other high ranking blogs with links pointing back to your website.

This can be a slow process but one that is well worth doing...

Or **YOU** could take all the hard work out of doing this manually by downloading a **FREE** tool that will post comments on your behalf and of course...  
your website link...

[Comment Kahuna](#)

I have found a FREE Advertising Blog that you can stick your ads on to generate a lot of traffic to your sites...

[Free Advertising Blog](#)

If you decide blogging is something for you then you simply must check out [Blogging To The Bank](#). Learn how **you** can start making bundles of cash from your blogs!

[Blogging To The Bank](#)

If Blogging sounds too difficult for you, then how you would like tuition from a master marketer, then you simply have to check out Dave Guindon's Video Tutorials...

Dave will personally show you how to:

- Manually install a Wordpress blog on your webhost

- Install a Wordpress themes
  - Add blogroll links
- Integrate Youtube and Google Video into your blog posts
  - Create a blog page containing affiliate links
  - Create a custom header and footer
    - And much more...

Check out the videos for yourself...

### [Dave's Online Videos](#)



**Would you like to get paid for every blog post you submit?**

Visit the link below to find out how to monetise your blog postings.

### [Pay Per Post](#)

If you want a professional looking theme then take a look at what the top internet marketer's are using...

### [Revolution Theme Pro](#)

## Method 6 – Forums

The magical thing about forums is the fact that the forums you want to leave posts in will be where groups of similar minded people are already hanging around...

So, if you wanted to promote your website or product you simply find forums dedicated to your area / niche and become an active member by answering as many questions as you can on your given subject...

Establishing **YOURSELF** as an *expert*...

And then...

put your website link in the signature line for everyone to see...

Typical signatures look like this:

Get Your Website Noticed  
Hyper-Advertise your Website  
<http://hyper-advertiser.com/?vip=868>

or

Get Free Website Traffic For Doing What You  
Normally Do Which Is Surf The Web  
<http://www.InstantBuzz.com/r/?karlfox>

My favourite forums are listed below but you could find dedicated forums by doing a search on Google or Yahoo...

[Conquer Your Niche](#)



[Warrior Forum](#)

[Webmaster World](#)

[Site Point](#)

[Clickbank Success Forum](#)

[Affiliates 4 U](#)

[E Wealth](#)

[A Best Web](#)

[Affiliate Talk](#)

[Webmaster Talk](#)

[Free Ad Forum](#)

[1 Site Manager](#)

[JV Notify Forum](#)

[Mark Joyner Forum](#)

[Pay Dot Click Bank Alert](#)

[Guru Daq](#)

[Internet Marketing News Watch](#)

## Method 7 – JV (Joint Venture)

Just in case you are unsure, a joint venture is basically where two people promote each others products, websites, etc... to the their own clients in the purpose of growing each others lists or financial gain.

Newbies to affiliate marketing often think that joint ventures are only for the big boys but don't be fooled... how do you think they started!

Everyone has to start somewhere, so if you are new, search for other new starters who you can joint venture with. Join popular forums and start a topic or join a discussion around joint venturing, network, share ideas and then ask!

Do a google search and find people in your niche that you can partner with... Just send of an email explaining that you are growing your list and you would like to promote their product or website and in return you would like your website, newsletter, product, etc, promoted.

You don't get if you don't ask; simple!

If you would like to approach me for a JV then send me an email and explain what it is you do and what you want promoted... I will at the least take a look but cannot promise I will get back to you! (however I will try my best)

[jv@trafficswipe.com](mailto:jv@trafficswipe.com)

If you already have a product (ebook / software etc) then join ClickBank and Pay Dot Com and get JV partners that way, although it won't be direct with you, you could end up with 1000s of links pointing to your websites/products from different affiliate marketers all promoting your product for you...

[Click Bank](#)

[Pay Dot Com](#)



I've only just discovered this resource myself but how would you like to link directly with other JV partners NOW! Visit the link below to find out more...!

[JV Network](#)

## Method 8 – Video Submission Sites

I love this technique for generating traffic and making people aware of your websites and affiliate promotions. Simply upload a video promotion to as many video submission sites as possible and you'll be amazed at how many viewers you'll receive.

If you don't have any video creation – screen capture software on your computer you can simply make a video out of images... and the best site I know for buying very cheap stock images that you can use in your advertising campaigns is:

[iStock Photos](#)



Most computers come equipped with Microsoft's Windows Movie Maker so get familiar with it as soon as you can. It is easy to use and you can make videos using images or your camcorder media.

Now, if you want to take your videos to the next level then you simply must get hold of a screen capture program. I use the following:

[Cam Studio Pro](#)



## Camtasia

Cam Studio Pro is ideal for anyone just starting out as it is super cheap whereas Camtasia has a hefty price tag. I suggest you do as I did and start out with Cam Studio Pro and use that to make the money you need to purchase Camtasia.

I use the following video submission sites:

[You Tube](#)

[Meta Cafe](#)

[Grouper](#)

[Video Google](#)

[Jump Cut](#)

[Flurl](#)

[Rever](#)

[Viddler](#)

Before you dismiss videos as not being a good source of traffic, I want to let you know that I made a basic video using images and added an affiliate URL at the beginning and end for the viewers to see... in just under 4 months the video had received over 70,000 views.

If you would like to see how a top internet marketer makes money using videos then Dave Guindon will walk you through every step in his video tutorials.

## Dave's Online Videos



## Method 9 – Online Communitis – Social Networking

Online communities are all the rage these days and they are a great way of not only networking with like-minded people but they also give you the opportunity to promote affiliate items that you would not normally touch in your main business; example – I promote ring-tones and music links on MySpace rather than an affiliate product that teaches people how to dominate the search engines... most MySpacers would not be interested in that!

Simply set up an account at the following sites and start requesting friends. Make your profile interesting and fun, this will encourage people to check you out and see what you've been doing.

Most of the online community sites allow you to post blog type entries, I recommend you write an interesting opening and then add a link that points to the full blog post on your actual blog. Your blog is the place where you'll have your opt-in form or affiliate links; do not make the mistake of trying to market direct to people in online communities (except Face Book and Zen Zuu) as people will start deleting you as a friend.

Face Book and Zen Zuu are the exceptions because Face Book allows you to network with like minded people (Internet and Affiliate Marketers) and Zen Zuu is aimed more at the entrepreneurial type in the first place.

My favourite sites are:

[Zen Zuu](#)



[Yuwie](#)

[Myspace](#)



[Face Book](#)



[Friend Wise](#)

[Connect U](#)



[Friendster](#)



[Orkut](#)

Top Tip: Join Face Book, add me as a friend...

<http://profile.to/karlfoxley>

And then join my group...

<http://www.groups.to/freetraffic>

And see how the groups work...

After you have made yourself familiar with how Face Book works, create you own group and use it as a platform to promote yourself.

## Method 10 – Directory Submission Sites

Let people find your website by adding it to website directories. There are many free submission sites that you can use such as:

[Google Add URL](#)

[Yahoo Add URL](#)

Now, if you searched for all the URL submission sites on the net your search would come back with absolutely thousands of sites. Listing on each one will take up too much of your valuable time but luckily the problem has been solved:

Click on the image or link below and download this amazing FREE software. You will be able to submit your URL to nearly every major directory on the net within minutes:



[Directory Submitter](#)

Even if you don't want to use Directory Submitter for the intention of submitting your URL, it is a good source of current URL Submission sites and, for that, makes a very useful reference tool.

## **Method 11 – Give Away A FREE Report!**

Why? Give away a free report that is full of rich valuable content that your readers will love will generate a decent amount of traffic. Simply put your link into your reports and then use as many of the above methods to advertise it.

Now, simply encourage your readers to give your report away and always put in a link within the report pointing readers to your website.

I made this PDF with a powerful piece of FREE software that easily rivals Microsoft's pricey equivalents.

Click the link below to find out more and download Open Office for FREE!



[Open Office](http://OpenOffice.org)

Either put the report on it's own dedicated web-page or use as many of the methods above to generate traffic to your free report.

One of my favourite ways of generating lots of traffic to your report and getting it opened, downloaded and read is to add it to Butterfly Reports. Instead of me telling you how great the site is why not take a look for yourself!

[Butterfly Reports](http://Butterfly Reports)

You have enough tools in your traffic generation toolbox now to start seeing real results.

One word of advice: Start your project, do not delay, only through dedicated hard work will you start to see results...

## Method 12 - Feedback And Testimonials

I'm sure that by now you have purchased at least one item from the internet, an ebook, a software product etc... well, send the person / website a testimonial and include your websites URL.

A good testimonial will include buzz words and this will increase your chance of being published!!!

An example of a good testimonial is posted below...

Dave,

Love the AUCTION YEN! It took 3 minutes to install and 10 minutes later I had a handful of new info product ideas! I have a new favorite eBay research tool...I'll be telling my subscribers about it for sure!

Jim Cockrum

Creative eBay Selling Newsletter  
Now read by over 100,000 eBay sellers!  
<http://www.SilentSalesMachine.com>

This testimonial is from Dave Guindon's site for his powerful eBay software [Auction Yen](#).

Why is it a good testimonial? Jim mentions how quick it was to install the software and how quickly he got results.

To check out the testimonial and others visit:

[Auction Yen](#)

When submitting your testimonial mention the benefits and the results you achieved from the product you used...

Never forget to include your details!!!

## Method 13 – Photographs And Graphic Designs

Just like video submission sites, you can upload photographs and then tag them with your URL. If the sites do not allow you to manually include your URL within a bio or as a tag for your photograph simply use a basic photo editing program and add text across the photo with your websites URL...

An example of this is:

[www.TrafficSwipe.Com](http://www.TrafficSwipe.Com)



The following sites are the sites I personally use:

[Flickr](#)

[Photo Bucket](#)

[Dot Photo](#)

[Photo Works](#)

## **Method 14 – Yahoo Answers**

Visit Yahoo Answers and take a few minutes to look at the questions people are posting... can you answer them?

Answer as many questions as you can and make sure to point towards your website. For maximum exposure answer the more topical questions that are posted...

To generate a stream of targeted traffic you should find questions that are related to your particular niche / subject etc.

Join now!

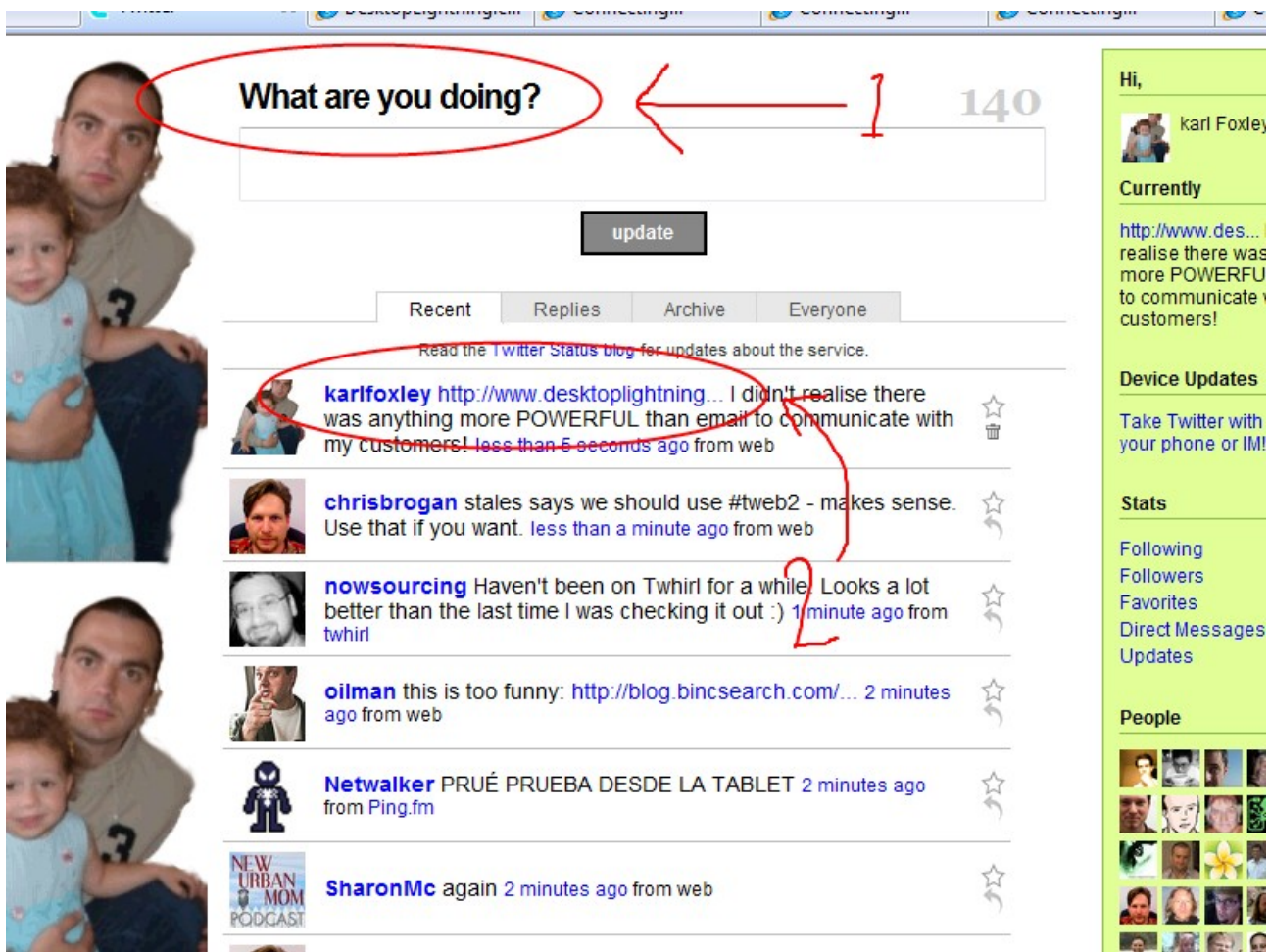
[Yahoo Answers](#)

Find other similar sites that you can leverage for traffic by doing a search in a search engine..

## Bonus: Method 15 – Twitter



Join Twitter today and start telling the world what you are currently doing. You can post your URL or an affiliate promotion in the description box (what you are doing box) for others to see...



As you can see in the picture above you need to:

1. Type what you are currently doing; use a URL that you wish to promote...
2. This is how the URL is displayed for others to see...

**BONUS EXPOSURE:** If you have a Face Book account, incorporate the Twitter for Face Book application so all of your friends on Face Book will also see what you are Twittering about...

Join now!

[Twitter](#)

If you would like to follow me on twitter then click the link below and click on follow...

<http://www.twitter.com/karlfoxley>

Then send me your Twitter URL using the Twitter email/contact system and request I follow you. The more people you generally add in Twitter the more followers you will receive...

## Extra Bonus: Method 16 – Write a Press Release

Write a press release and post it on a dedicated press release website...

Tell readers about the amazing features your website / business has to offer and soon after submitting your press release you should see a substantial increase in traffic...

Try my favourite sites...

[PR Web](#)

[Web Wire](#)

Whenever you update your site or add a product write another press release...

Create a hot buzz around your site and your products. Tell people about the innovative service that you offer... make it exciting... make it stand out!

This method is not FREE but the amount of buzz you create for one low cost can be worth it... take a look and see if you can add it to your traffic generation tactics.

**Here's to your success!**

**\*BONUS TRAFFIC SITE**

Here is a bonus traffic generation site that you simply should not be without! Join and submit your details... traffic will follow soon after!!! The site explains itself better than I can so go ahead and take a look.

[Traffic Digger](#)



## RECOMMENDED RESOURCES

Now you've started generating traffic to your sites I want to share with you some of the best resources and training on the net that are FREE...

I have personally used all of these at one point or another and I don't give out recommendations lightly, so do take assurance that they are good!

I know how difficult it is when you start out to start making any money... and everyone seems to have the next amazing product that promises to make you a wealth of cash... Well, here are the training sites I've used to develop my marketing education and skills, and they are all absolutely FREE (for now)...

### Firesale Secrets

I just got a hold of a new product by Mike Filsaime.

It easily has a \$97 Value.

Mike told me I could share the product with only a few people.



So if you want, you can 'Bypass' the sales page and go directly to the "Thank you page".

[Firesale Secrets](#)

### Mini-Site Secrets Revealed

How to Create Order-Taking, Money-Making Web-Sites in 7 Days or Less... Guaranteed!

[Mini-Site Secrets Revealed](#)

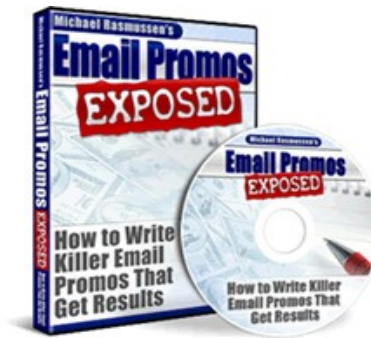
## Untold Marketing Secrets

Fed Up Millionaire Marketer Reveals Insights So Wicked... You'll Want To Keep Them From Even Your Closest Friends!

[Untold Marketing Secrets](#)

## Email Promos Exposed

Over 1 Full Hour of Video and Audio Training Tutorials: Learn to Write Emails That Make Your Money All For **FREE!**



[Email Promos Exposed](#)

## Second Tier

Let Russell Brunson Train You To Become One Of His Overpaid Super-Affiliates For **FREE!**

[Second Tier](#)

## Lazy Internet Marketing

2 Days, 21 Hours, 1261 Minutes Of The Hottest Audio You Have Ever Heard To Explode Your Business, Online or Offline. For You To Attend This Seminar It Would Have Cost You \$1997 + And It Is Yours **FREE** Streamed Live From This Website!



[Lazy Internet Marketing](#)

## Home Income Team

Get Your **FREE** Marketing Webpages That Are Embedded With Your Affiliate Links To Help You Earn Amazing Commissions!...

[Home Income Team](#)

## Downline Secrets 2

Discover A Shocking New Strategy That Will Explode Your Downline In Any Program!



[Downline Secrets 2](#)

## Create Profitable Ebooks

How To Become A Fully Established Ebook Author & Marketer, 100% Guaranteed... If You Are Struggling To Write Profitable eBooks Then John Thornhill Will Show You How For **FREE!**

[Create Profitable Ebooks](#)

## Resell Rights For Newbies

"Finally A Full Blown System For Success That Gives You All The Techniques And Tools You Need To Be Profitable...Often In Less Than 24 Hours...No Matter Your Experience Level!"



[Resell Rights For Newbies](#)

## Desktop Bucks

Exclusive! **FREE** Report Reveals: How To Make Over \$3500+ From Someone Else's Products In Just 3 Days!...

[Desktop Bucks](#)

## 404 Secrets

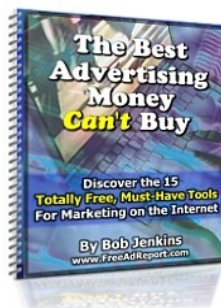
Get Your Hands On Jason Dinner's 404 Secrets. This Is Valued At \$97 But You Can Have It For **FREE**. Learn The Hidden Secrets To Creating Income With Your Error Pages. Great Audio, Video, And Report Included...



[404 Secrets](#)

## Free Ad Report

Exclusive! **FREE** Report Reveals: How To Generate A Wealth Of Traffic To Your Website Using Free Advertising Tactics



[Free Ad Report](#)

## Mini-Site Profits Exposed

"BRAND NEW: Amazing **FREE** Videos Reveal How A Little-Known Marketer From California Accidentally Stumbled Onto The Magic Formula For Creating Killer Email Promotions That Pull Like Crazy!... 100% Guaranteed!"



[Mini-Site Profits Exposed](#)

## PLR Secrets Exposed

FINALLY: Discover The Jealously Guarded Secrets On How To Make A Fortune From Buying And Selling Private Label Rights – As Used By TOP Internet Marketers From Around The World!



[PLR Secrets Exposed](#)

**SPECIAL BONUS OFFER JUST FOR YOU!!!**



Did you find the special Bonus Offer hiding on <http://www.TrafficSwipe.com>.

Don't worry if you missed it because you can go and check it out now...

Visit <http://www.TrafficSwipe.com>

And scroll to the bottom until you see the Little Yellow Man with his Magnify-Glass...

Click on him to reveal a very special offer just for you as a thank you for taking the time to read to the bottom of the report...

**Contact Information:**

If you would like to contact the author, Karl Foxley, please send an email to [contact@karlfoxley.com](mailto:contact@karlfoxley.com).

**YOUR BONUS ITEMS – Download Them Now!**

**Xyber Blocks Traffic Formula**

“How To Generate A Fortune In Quick and Easy Backlinks (To Help Claim Top-Rankings) and FREE Laser-Targeted Traffic!”

[Download Now](#)

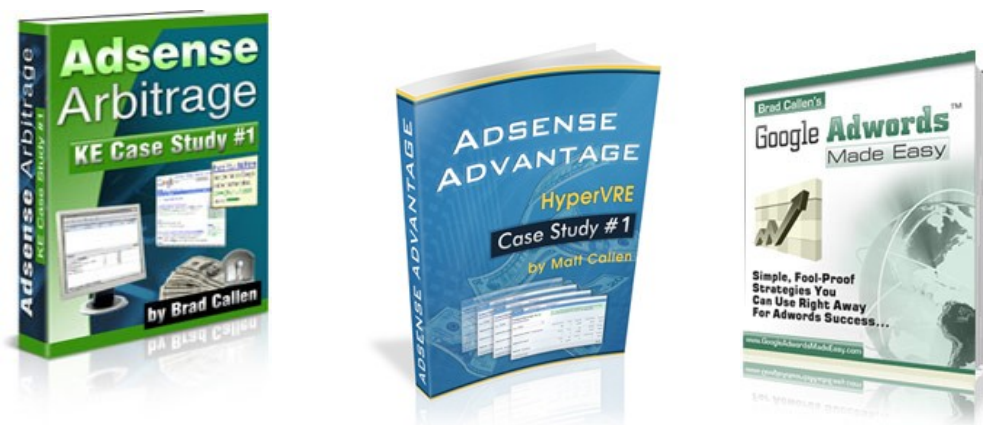
**HyperVRE Website Builder**

Learn How To Create Endless Websites With A Single Click Of A Button And For Free Using HyperVRE, A Powerful Website Building Software!



[HyperVRE](#)

**Adsense And Adwords Mega Pack**



[Download Your Items Here!](#)